


Heading out? Check in with SafeEntry

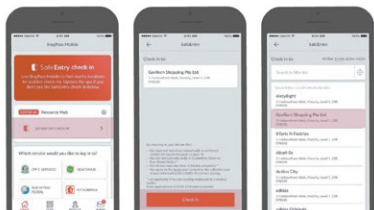


ST FILE PHOTO

Choose one of these three check-in options


Option 1

Launch your SingPass Mobile app and tap on your intended location



Option 2

Scan QR code and fill in your personal details



Use only these scanning methods for secured access:



SingPass Mobile QR scanner



iPhone Camera




Trend Micro QR scanner for Android phones

For recommended QR scanners, visit go.gov.sg/qrscanner

Option 3

Use your NRIC/FIN or any official ID with barcode



For Options 1&2

Show your SafeEntry Pass to enter the location

Remember to check out when you leave the location. This will improve accuracy of contact tracing.

Your personal data is protected. Only authorised public officers will have access to the data. Visit SafeEntry.gov.sg for more information